



Ireland Trade & Investment Profile

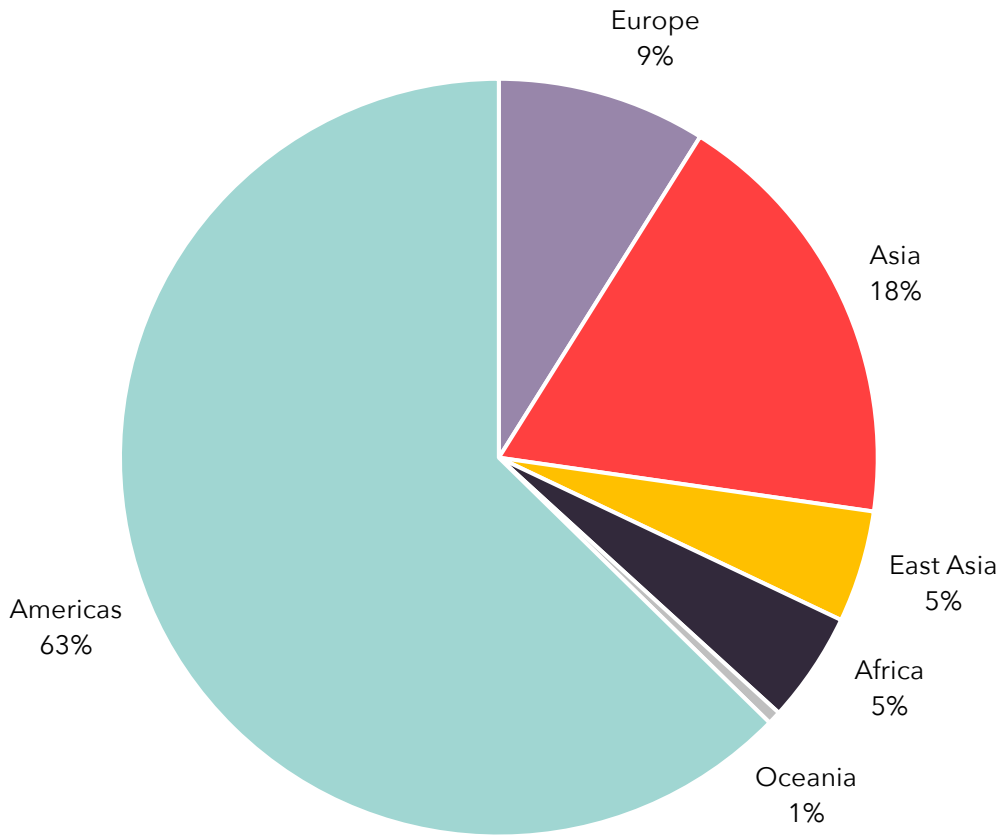
SEPTEMBER 2023

Irish Population in Arizona

The table below illustrates the number of people born in Ireland who currently reside in Arizona and the United States.

| Population | Arizona | United States |
|-------------------------|---------|---------------|
| Total Foreign Born | 915,934 | 45,269,644 |
| Irish Born | 2,170 | 118,539 |
| % of Total Foreign Born | 0.24% | 0.26% |

Place of Birth of Foreign-Born Population in Greater Phoenix



Top Exports

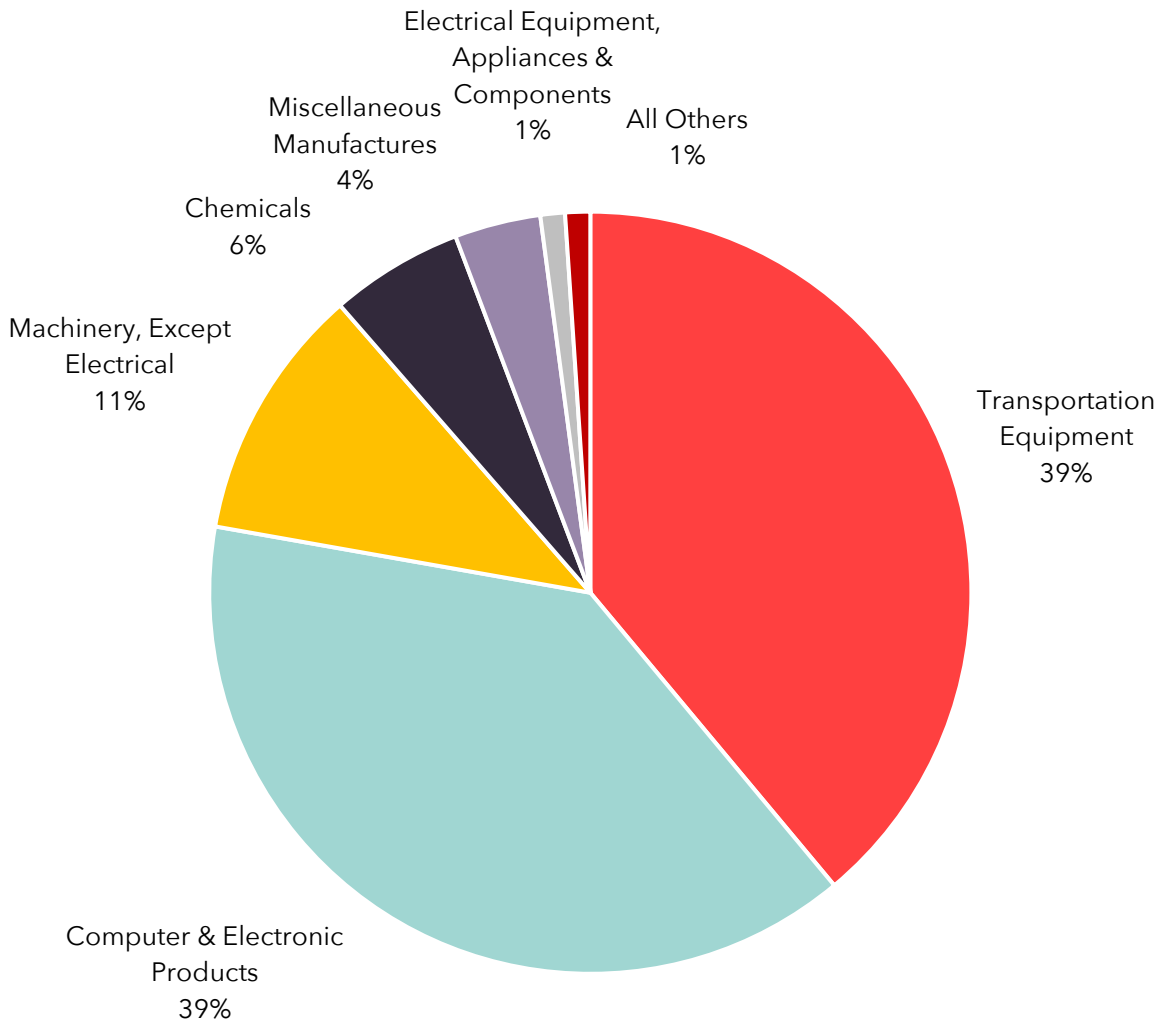
The table below shows the top exports by value in 2022 from Arizona to Ireland.

| AZ Exports | 2017 | 2022 | Percent Change |
|---|----------------------|----------------------|----------------|
| Transportation Equipment | \$12,485,653 | \$268,665,356 | 2,051.8% |
| Computer & Electronic Products | \$53,759,514 | \$267,994,620 | 398.5% |
| Machinery, Except Electrical | \$41,814,314 | \$74,596,351 | 78.4% |
| Chemicals | \$38,978,276 | \$38,969,527 | 0.0% |
| Miscellaneous Manufactures | \$17,932,215 | \$25,214,399 | 40.6% |
| Electrical Equipment, Appliances & Components | \$4,235,086 | \$7,178,563 | 69.5% |
| Fabricated Metal Products | \$4,155,184 | \$6,286,814 | 51.3% |
| Other Special Classification Provisions | \$3,158,584 | \$2,659,257 | -15.8% |
| Primary Metal Manufactures | \$4,217,791 | \$1,295,089 | -69.3% |
| Plastics & Rubber Products | \$799,717 | \$875,885 | 9.5% |
| All Others | \$3,037,890 | \$2,328,512 | -23.4% |
| Total | \$184,574,224 | \$696,064,373 | 277.1% |

Top Exports

The graph below shows the top exports by value in 2022 from Arizona to Ireland.

Top Exports by Value 2022



Top Growing Exports

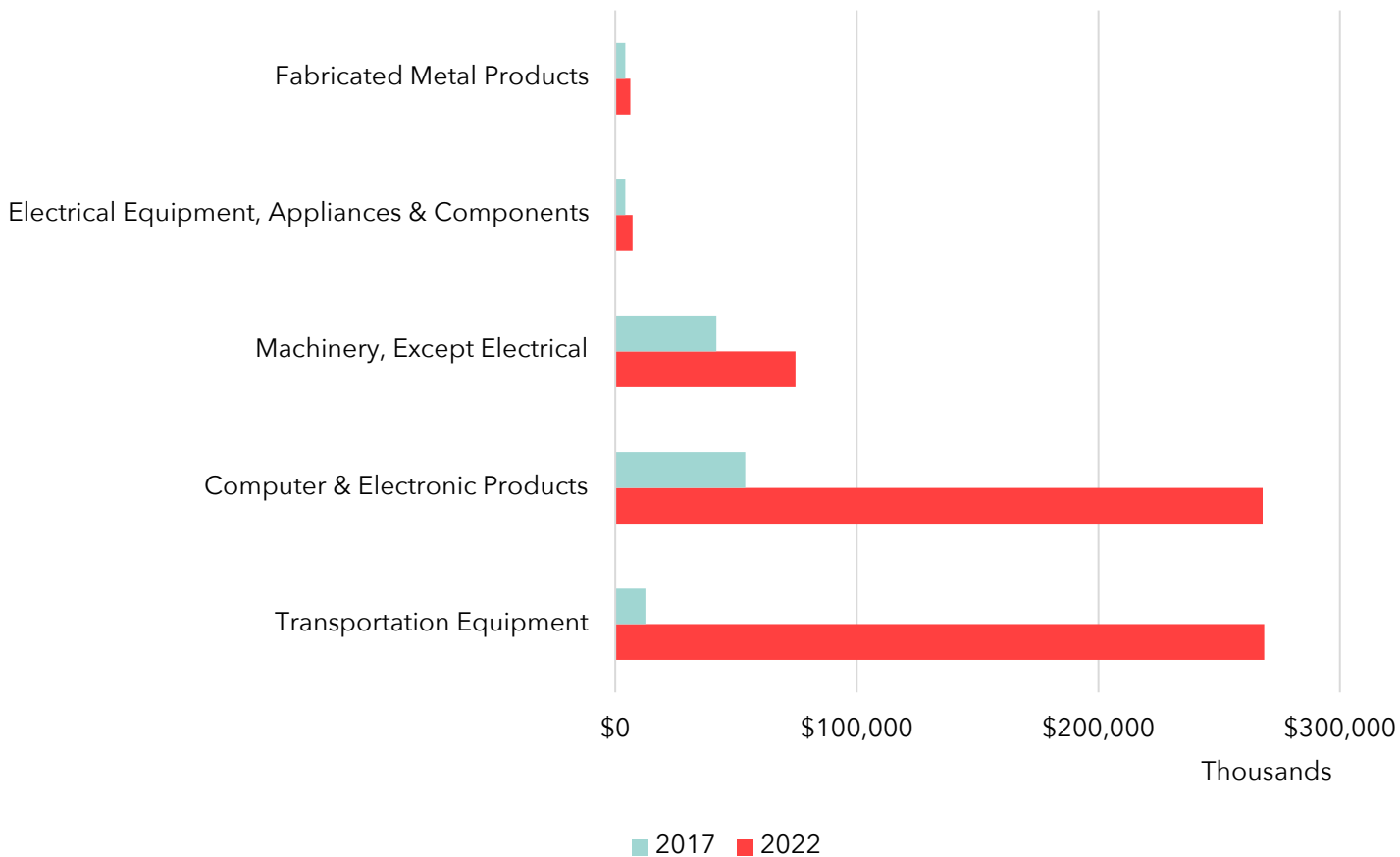
The table below shows the top growing exports by percent change from 2017 to 2022 from Arizona to Ireland.

| AZ Exports | 2017 | 2022 | Percent Change |
|---|----------------------|----------------------|----------------|
| Apparel & Accessories | \$7,250 | \$170,495 | 2,251.7% |
| Transportation Equipment | \$12,485,653 | \$268,665,356 | 2,051.8% |
| Textile Mill Products | \$7,560 | \$160,712 | 2,025.8% |
| Paper | \$3,522 | \$74,798 | 2,023.7% |
| Printed Matter & Related Products | \$44,205 | \$632,639 | 1,331.1% |
| Processed Foods | \$34,970 | \$443,805 | 1,169.1% |
| Computer & Electronic Products | \$53,759,514 | \$267,994,620 | 398.5% |
| Machinery, Except Electrical | \$41,814,314 | \$74,596,351 | 78.4% |
| Electrical Equipment, Appliances & Components | \$4,235,086 | \$7,178,563 | 69.5% |
| Fabricated Metal Products | \$4,155,184 | \$6,286,814 | 51.3% |
| Total | \$184,574,224 | \$696,064,373 | 277.1% |

Top Growing Exports: Goods

The graph below shows the top growing exports by percent change in terms of total value from 2017 to 2022 from Arizona to Ireland.

Growing Exports from Arizona to Ireland (Thousands)

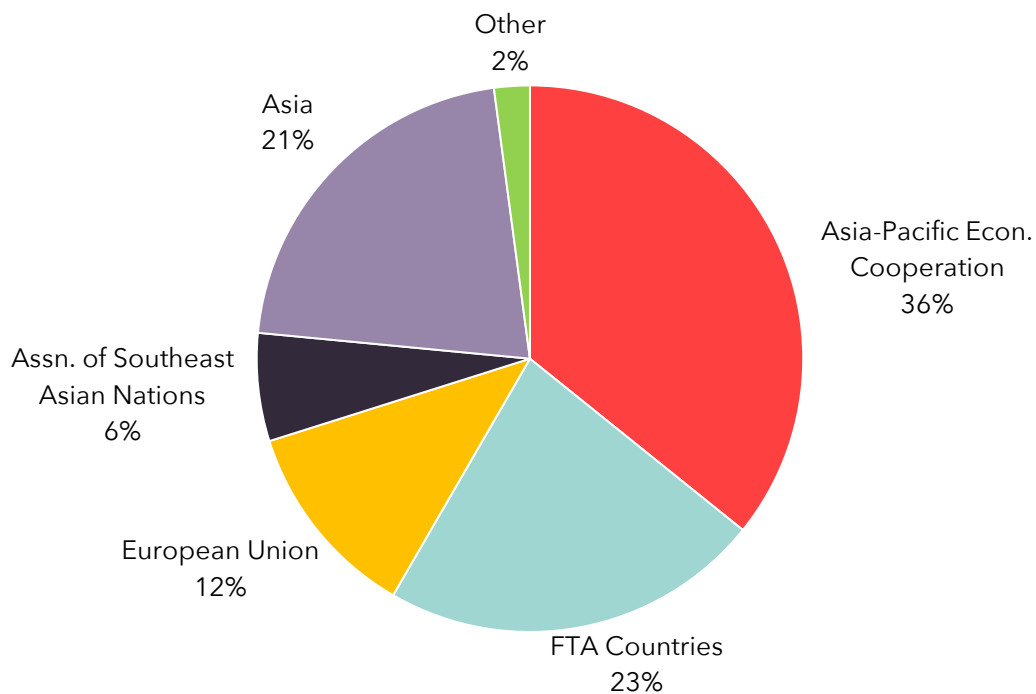


Greater Phoenix Exports

The table and graph below illustrate Greater Phoenix export data.

| Exports | 2021 |
|----------------------------------|-------------------------|
| Computer and Electronic Products | \$5,238,965,269 |
| Transportation Equipment | \$2,782,948,891 |
| Machinery | \$883,984,189 |
| Chemicals | \$756,925,185 |
| All Other | \$4,502,261,866 |
| Total | \$14,165,085,400 |

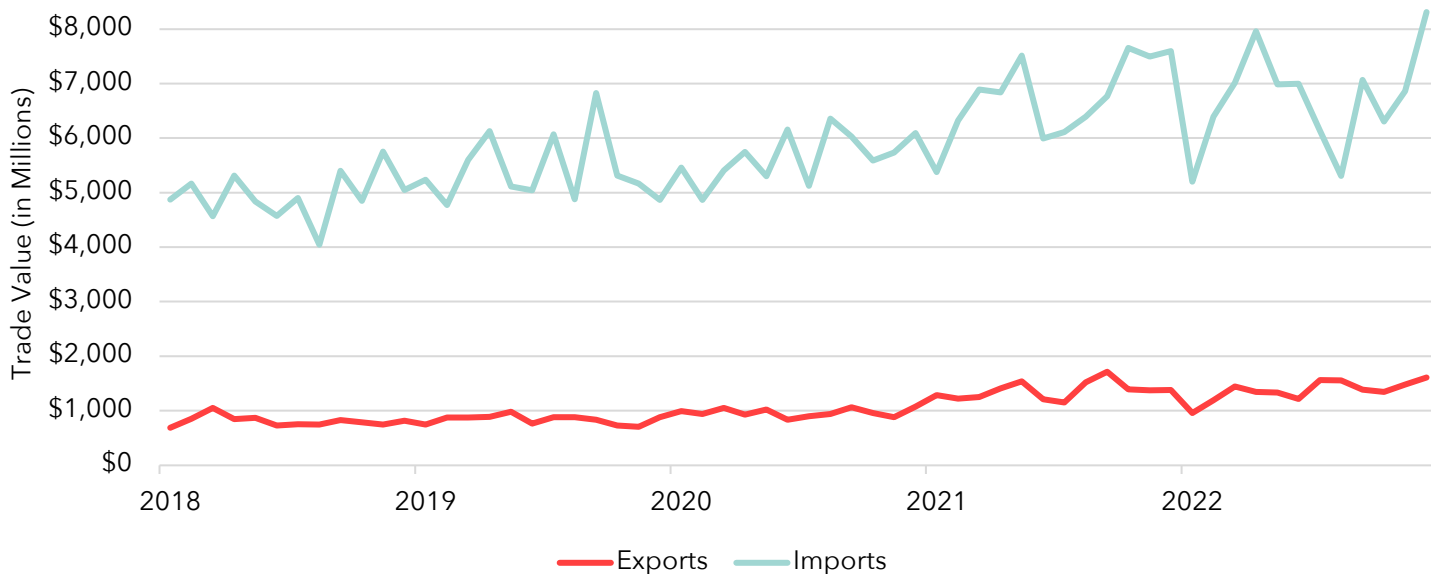
Top Trade Destinations



Trade Rank

In 2022 Ireland ranked as the 24th largest exporter and 10th largest importer to the US. In Arizona, Ireland ranked as the 10th largest exporter and 23rd largest importer.

US Trade with Ireland

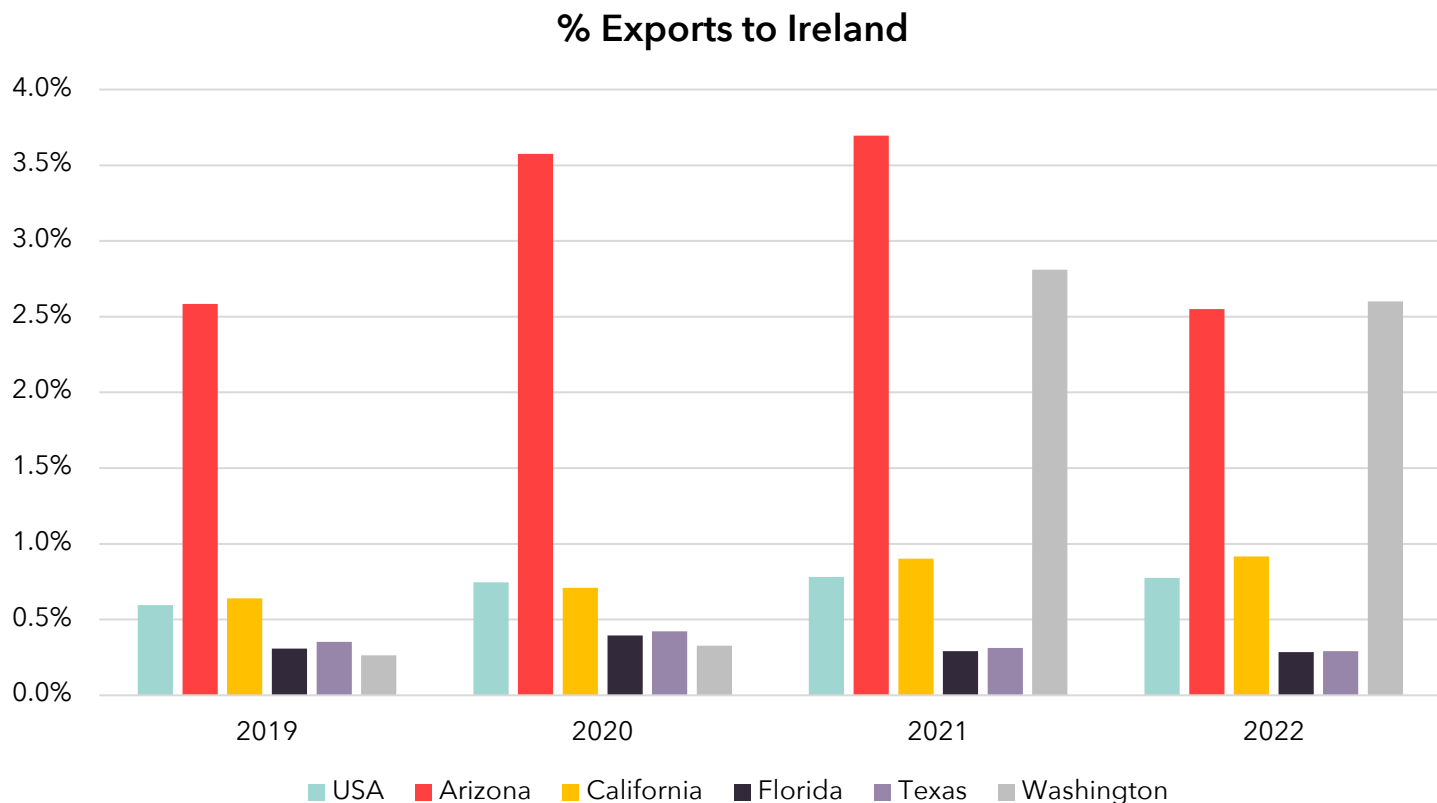


Arizona Trade with Ireland



Export Comparisons

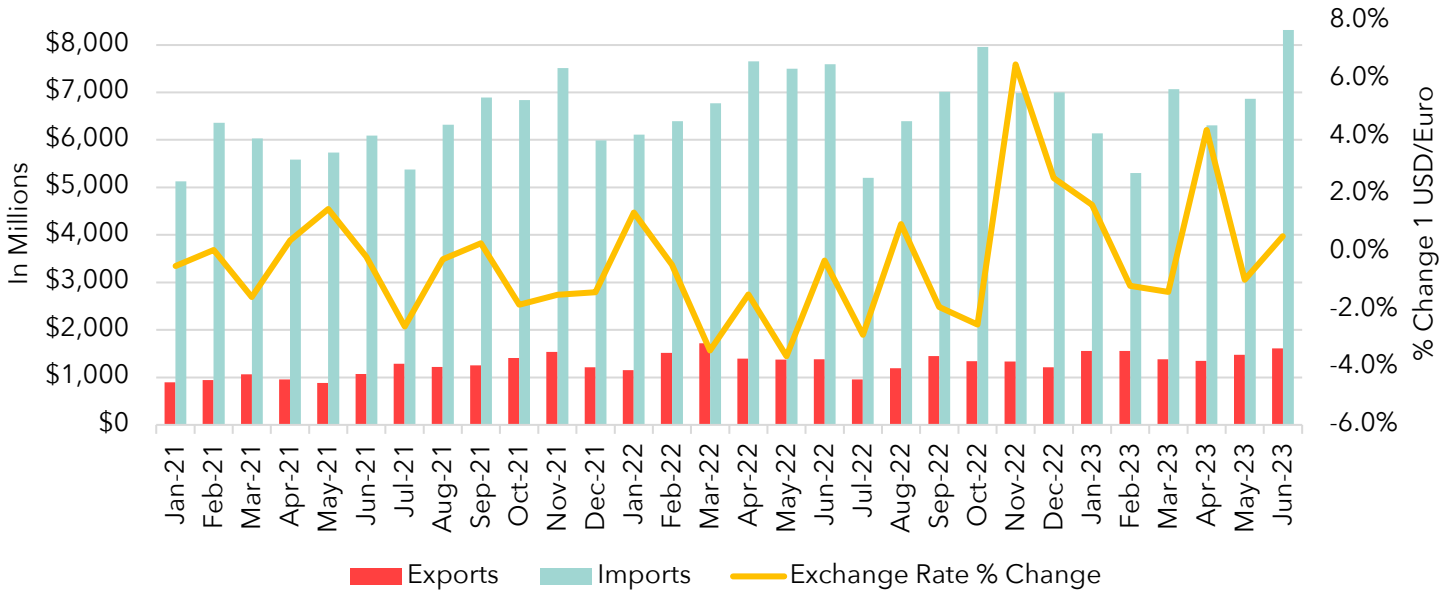
The graph below shows exports to Ireland as a % of total exports for the US, Arizona, and selected states from 2019-2022.



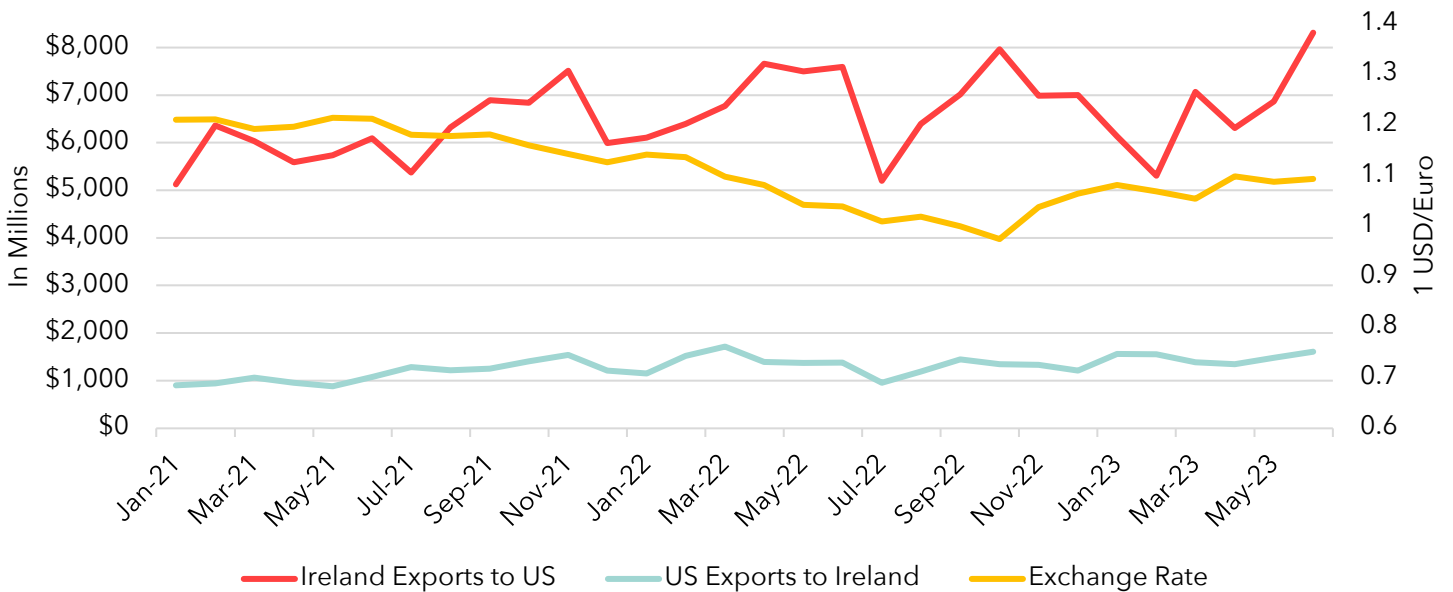
Exchange Rate and Exports

The graphs below show the effect of fluctuations in the USD/Euro exchange rate on trade between Ireland and the US. The USD strengthens as the number of Euros per 1 USD increases. Essentially, the US decreases exports to Ireland and favors imports as the USD strengthens, since exports from the US become more expensive.

US Trade with Ireland



Exports



Sources: US Census Bureau 2023, Board of Governors of the Federal Reserve System 2023

Company List

The table below lists Irish-owned companies in Arizona.

| Company | Employment | Address | City | Industry |
|-------------------------------------|------------|----------------------------|-----------------------------|---|
| Medtronic | 730 | 2343 W. Medtronic Way | Tempe | Electromedical and Electrotherapeutic Apparatus Manufacturing |
| Johnson Controls | 404 | 3740 S. Arizona Ave | Yuma | Storage Battery Manufacturing |
| Linde | 392 | 3755 N. Business Center Dr | Tucson | Industrial Gas Manufacturing |
| Oldcastle | 376 | 4150 W. Turney Ave | Phoenix | Concrete Block and Brick Manufacturing |
| Air System Components | 278 | 2600 N. Flowing Wells Rd | Tucson | All Other Miscellaneous General Purpose Machinery Manufacturing |
| Trane Technologies Company | 250 | 850 W. Southern Ave | Tempe | Plumbing, Heating, and Air-Conditioning Contractors |
| Johnson Controls Fire Protection | 200 | 4602 S. 36th St | Phoenix | Other Communications Equipment Manufacturing |
| Superlite Block | 172 | 6741 W. Germann Rd | Gila River Indian Community | Concrete Block and Brick Manufacturing |
| Thermo King | 94 | 8800 W. Buckeye Rd | Tolleson | Refrigeration Equipment and Supplies Merchant Wholesalers |
| Lincare | 94 | 1020 E. Palmdale St | Tucson | Home Health Equipment Rental |
| Johnson Controls Security Solutions | 80 | 3011 S. 52nd St | Tempe | Other Scientific and Technical Consulting Services |
| Eaton | 66 | 560 N. 54th St | Chandler | Relay and Industrial Control Manufacturing |
| Experian Fraud & ID | 65 | 16260 N. 71st St | Phoenix | Data Processing, Hosting, and Related Services |
| Accutron | 60 | 1733 W. Parkside Ln | Phoenix | Medical, Dental, and Hospital Equipment and Supplies Merchant Wholesalers |
| Tyco Johnson Controls | 55 | 801 S. 75th Ave | Phoenix | Other Miscellaneous Durable Goods Merchant Wholesalers |

Company List (Cont.)

The table below lists Irish-owned companies in Arizona.

| Company | Employment | Address | City | Industry |
|---------------------------|------------|------------------------|-----------------------------|---|
| Catlin | 50 | 4900 N. Scottsdale Rd | Scottsdale | Direct Property and Casualty Insurance Carriers |
| David Oppenheimer Company | 40 | 1550 W. Calle Plata | Nogales | Fresh Fruit and Vegetable Merchant Wholesalers |
| Innovaquartz | 29 | 16550 W. Grant St | Goodyear | Analytical Laboratory Instrument Manufacturing |
| Trenwyth Industries | 25 | 4626 N. 42nd Ave | Phoenix | Concrete Block and Brick Manufacturing |
| Corrugated Professionals | 25 | 6725 W. Allison Rd | Gila River Indian Community | Corrugated and Solid Fiber Box Manufacturing |
| Custom Crete | 25 | 9315 E. Spurr Ln | Yavapai County | Highway, Street, and Bridge Construction |
| Allied Building Products | 23 | 3502 E. 34th St | Tucson | Lumber, Plywood, Millwork, and Wood Panel Merchant Wholesalers |
| Praxair | 15 | 4100 W. Broadway Rd | Phoenix | Other Chemical and Allied Products Merchant Wholesalers |
| Grand Canyon Golf Cars | 12 | 11124 W. Youngtown Ave | Youngtown | Motorcycle, ATV, and All Other Motor Vehicle Dealers |
| Master Protection | 12 | 555 S. Blackbird Roost | Flagstaff | All Other Support Services |
| Westfire | 11 | 8380 S. Kyrene Rd | Tempe | Service Establishment Equipment and Supplies Merchant Wholesalers |
| Western Rock Products | 10 | 3010 Border St | Prescott | Ready-Mix Concrete Manufacturing |
| C.R. Laurence Co | 8 | 640 S. 54th Ave | Phoenix | Hardware Merchant Wholesalers |
| Trane | 8 | 21415 N. 15th Ln | Phoenix | Plumbing, Heating, and Air-Conditioning Contractors |
| York International | 5 | 1850 E. Watkins St | Phoenix | Air-Conditioning and Warm Air Heating Equipment and Commercial and Industrial Refrigeration Equipment Manufacturing |

Company List (Cont.)

The table below lists Irish-owned companies in Arizona.

| Company | Employment | Address | City | Industry |
|---------------------------------|--------------|----------------------|------------------|---|
| Fire Master | 5 | 4602 S. 36th St | Phoenix | Electrical Apparatus and Equipment, Wiring Supplies, and Related Equipment Merchant Wholesalers |
| All Roofing Supplies of Arizona | 5 | 1951 Industrial Blvd | Lake Havasu City | Roofing, Siding, and Insulation Material Merchant Wholesalers |
| American Homepatient | 4 | 1100 N. Broad St | Globe | All Other Health and Personal Care Stores |
| Stampede Presentation Products | 2 | 125 N. 67th Ave | Phoenix | Electronics Stores |
| Sensormatic Electronics | 2 | 5710 W. Evergreen Rd | Glendale | Search, Detection, Navigation, Guidance, Aeronautical, and Nautical System and Instrument Manufacturing |
| Cooper Power Systems | 1 | 2635 E. Valencia Dr | Phoenix | Electrical Apparatus and Equipment, Wiring Supplies, and Related Equipment Merchant Wholesalers |
| Total | 3,633 | - | - | - |

Industry Analysis

The table below shows industry statistics for the top Irish industries in Greater Phoenix.

| Industry | Employed | 2022 LQ | Competitive Effect | 2022 GRP |
|---|----------|---------|--------------------|-----------------|
| Electromedical and Electrotherapeutic Apparatus Manufacturing | 730 | 0.59 | 94 | \$215,366,837 |
| Industrial Gas Manufacturing | 384 | 1.27 | 6 | \$73,357,876 |
| Concrete Block and Brick Manufacturing | 339 | 2.05 | -295 | \$120,281,552 |
| Battery Manufacturing | 309 | 0.11 | -8 | \$24,089,882 |
| All Other Miscellaneous General Purpose Machinery Manufacturing | 278 | 0.19 | -95 | \$22,453,845 |
| Plumbing, Heating, and Air-Conditioning Contractors | 259 | 1.34 | 1,320 | \$2,816,527,488 |
| Other Communications Equipment Manufacturing | 205 | 0.53 | -1 | \$30,957,975 |
| Glass Product Manufacturing Made of Purchased Glass | 144 | 1.11 | 115 | \$126,460,108 |
| Refrigeration Equipment and Supplies Merchant Wholesalers | 94 | 0.89 | 11 | \$41,684,108 |
| Other Scientific and Technical Consulting Services | 80 | 0.64 | -54 | \$379,777,533 |
| Home Health Equipment Rental | 75 | 1.49 | -103 | \$95,079,647 |
| Data Processing, Hosting, and Related Services | 65 | 1.58 | -1,816 | \$3,602,908,159 |
| Relay and Industrial Control Manufacturing | 60 | 0.35 | -20 | \$26,972,989 |
| Medical, Dental, and Hospital Equipment and Supplies Merchant Wholesalers | 60 | 1.15 | 528 | \$1,577,576,347 |
| Other Miscellaneous Durable Goods Merchant Wholesalers | 55 | 0.90 | -73 | \$401,204,088 |

Industry Analysis (Cont.)

The table below shows industry statistics for the top Irish industries in Greater Phoenix.

| Industry | Employed | 2022 LQ | Competitive Effect | 2022 GRP |
|---|--------------|----------|--------------------|-----------------|
| Direct Property and Casualty Insurance Carriers | 50 | 1.27 | -977 | \$2,492,790,932 |
| Structural Steel and Precast Concrete Contractors | 50 | 2.69 | 823 | \$442,474,961 |
| Security Systems Services (except Locksmiths) | 42 | 1.16 | -42 | \$252,583,702 |
| Air-Conditioning and Warm Air Heating Equipment and Commercial and Industrial Refrigeration Equipment Manufacturing | 41 | 0.47 | -612 | \$112,150,595 |
| Fresh Fruit and Vegetable Merchant Wholesalers | 40 | 0.77 | 71 | \$146,534,500 |
| All Others | 273 | - | - | - |
| Total | 2,507 | - | - | - |

Greater Phoenix Greater Together